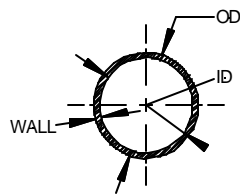


Welded Stainless Steel Mechanical Tubing (Ornamental) (ASTM A 554)

DAYCO offers a wide variety of Finishes to its Ornamental tubular products which meet ASTM A 554. Specializing in grades 304/304L and 316/316L details such as thermal condition, flash control among other considerations required in ASTM A 554 Tubing. DAYCO can provide Round, Square, Rectangular and Special Shape tubing in standard lengths of 20' and 24'. We can also provide Cut-To-Length product utilizing a Just-In-Time (J.I.T.) stocking program.

Round tube should be specified as follows:



- Quantity (Feet)
- OD and Wall or ID and Wall
- Length (Inches or Feet)
- Grade designation (when not given default will be 304)
- Thermal condition (default will be As-welded)
- Flash condition
- Surface Finish (default will be Mill Finish):
 - Mill · 100G · 180G · 320G · 400G · 600G · Mirror finish
- Special packing & Specification designation
- End use & Special requirements
- Special marking
- Mechanical and or Chemical test reports (Certification of Compliance)



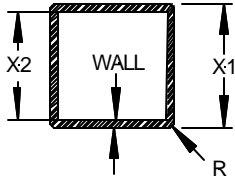
ROUND ORNAMENTAL TUBING ASTM A554 (WT/FT)								
Outside Diameter	Wall Thickness Inches / Gauge							
	0.032	0.035	0.039	0.049	0.065	0.083	0.109	0.12
Inches Round	21	20		18	16	14	12	11
0.500	0.1599	0.1738	0.1920	0.2360	0.3020			
0.625	0.2027	0.2205	0.2441	0.3014	0.3888			
0.750	0.2454	0.2673	0.2961	0.3668	0.4755	0.5913	0.7462	
0.875	0.2881	0.3140	0.3482	0.4323	0.5623	0.7021	0.8917	
1.000	0.3308	0.3607	0.4003	0.4977	0.6491	0.8129	1.0372	1.1278
1.050	0.3479	0.3794	0.4211	0.5238	0.6838	0.8572	1.0954	1.1919
1.125	0.3735	0.4074	0.4523	0.5631	0.7359	0.9237	1.1827	1.2880
1.250	0.4163	0.4542	0.5044	0.6285	0.8226	1.0345	1.3283	1.4482
1.313		0.4775	0.5304	0.6612	0.8660	1.0899	1.4010	1.5283
1.500		0.5476	0.6085	0.7593	0.9962	1.2561	1.6193	1.7686
1.625		0.5943	0.6606	0.8248	1.0830	1.3669	1.7648	1.9288
1.750		0.6411	0.7127	0.8902	1.1697	1.4777	1.9103	2.0890
1.900		0.6971	0.7751	0.9687	1.2739	1.6107	2.0849	2.2812
2.000			0.8168	1.0210	1.3433	1.6993	2.2014	2.4094
2.250			0.9209	1.1518	1.5168	1.9209	2.4924	2.7298
2.500			1.0251	1.2827	1.6904	2.1425	2.7834	3.0502
2.875				1.4789	1.9507	2.4749	3.2200	3.5308
3.000				1.5443	2.0375	2.5857	3.3655	3.6910
3.500					2.3846	3.0290	3.9475	4.3318
4.000					2.7317	3.4722	4.5296	4.9726
4.500					3.0788	3.9154	5.1117	5.6134
mm Round	Inches Round	Wall Thickness Millimeters						
		.50	.60	.70	.80	.90	1.00	1.20
6.00	.236	0.046	0.054	0.061				
7.00	.276	0.054	0.064	0.073				
7.50	.295	0.058	0.069	0.079				
8.00	.315	0.062	0.073	0.085	0.095	0.106	0.116	
9.00	.354	0.070	0.083	0.096	0.109	0.121	0.132	
9.50	.374	0.074	0.088	0.102	0.115	0.128	0.141	
16.00	.630	0.128	0.153	0.177	0.201	0.225	0.248	0.294

Continued

1 of 3

Square tube should be specified as above with the following exceptions:

- The X dimension of the square tube (Outside Only)
- The Wall
- Surface Finish (default will be Mill Finish):
 - Mill · 180G · 320G · 400G · Mirror finish

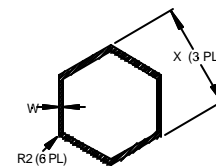
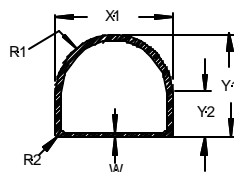
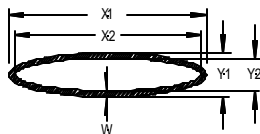


SQUARE ORNAMENTAL TUBING ASTM A554 (WT/FT)												
Outside Dimension Inches Square	Wall Thickness Inches / Gauge											
	0.032	0.035	0.039	0.049	0.065	0.083	0.109	0.120	0.180	0.250	0.375	0.500
	21	20	-	18	16	14	12	11	7	3	3/0	-
0.500	0.2037	0.2213	0.2445	0.3005	0.3845							
0.625	0.2581	0.2808	0.3108	0.3838	0.495							
0.750	0.3125	0.3403	0.3771	0.4671	0.6055	0.753		1.028				
0.875				0.5504	0.716							
1.000				0.6337	0.8265	1.0351	1.3208	1.4362				
1.250				0.8003	1.0475	1.3173	1.6914	1.8442				
1.500				0.9669	1.2685	1.5995	2.0620	2.2522	3.231			
2.000				1.3001	1.7105	2.1639	2.8032	3.0682	4.136	5.410		
2.500						2.728		3.980	5.352	7.110		
3.000						3.292			6.578	8.810		
4.000								6.530	9.651	12.210		
5.000									11.869	15.620	22.370	
6.000									14.247	19.020	27.480	35.240
8.000									19.630	25.820	37.690	48.850
10.000									24.039	32.630	47.900	62.460

Outside Dimension mm Square	Outside Dimension Inches (Reference)	Wall Thickness Inches / Millimeters					
		.039	.047	.059	.079	.118	.157
		1.00	1.20	1.50	2.00	3.00	4.00
20.0	.787	0.403	0.484	0.591			
25.0	.984		0.611	0.753	0.981		
30.0	1.181		0.625	0.773	1.015		
35.0	1.378		0.739	0.914	1.196		
40.0	1.575		0.786	0.974	1.404		
50.0	1.969		0.867	1.068	1.559		
60.0	2.362		0.947	1.176	1.619		
70.0	2.756		0.995	1.230	2.050		
80.0	3.150		1.250	1.552	2.473	3.642	
90.0	3.543				2.896	4.287	
100.0	3.937				3.326	4.926	6.478
120.0	4.724				3.750	5.564	7.331
130.0	5.118				4.180	6.202	8.185
150.0	5.906					7.479	9.891

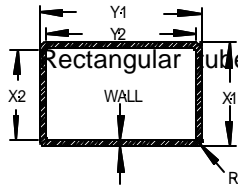
Special Shaped Structural Tubing

- Special Inquiry, dependant on Geometry, Grade and Volume.



Continued

2 of 3



Tube should be specified as above with the following exceptions:

- The X and Y dimension of the rectangular tube (Outside Only)
- The Wall
- Surface Finish (default will be Mill Finish):
 - Mill · 180G · 320G · 400G · Mirror finish

RECTANGULAR ORNAMENTAL TUBING ASTM A554 (WT/FT)									
Outside Dimensions In Inches X by Y	Wall Thickness Inches / Gauge								
	0.035 20	0.049 18	0.065 16	0.083 14	0.120 11	0.180 7	0.250 3	0.375 3/0	0.500 -
.750 x .500		.386	.498						
1 x .500	.342	.469	.606						
1 x .750	.402	.553	.716						
1.500 x .500		.637	.831						
1.500 x .750		.721	.942	1.183					
1.500 x 1		.805	1.048	1.317	1.844				
1.750 x 1.250			1.276	1.609					
2 x 1		.972	1.263	1.599	2.252				
2 x 1.500			1.499	1.882	2.660				
2.500 x 1			1.498	1.892	2.675				
2.500 x 1.500			1.720	2.164	3.068				
3 x 1			1.710	2.164	3.120				
3 x 1.500			1.940	2.445	3.476	5.097			
3 x 1.750			2.054	2.602	3.701	5.404			
3 x 2				2.744	3.980	5.352	7.110		
4 x 2				3.292	4.830	6.944	8.810		
4 x 3					5.680	8.175	10.510	14.717	
5 x 2					5.680	8.175	10.510		
5 x 3					6.530	9.351	12.210	17.270	
6 x 2					6.530	9.351	12.210		
6 x 3						10.637	13.910	19.821	
6 x 4						11.869	15.620	22.370	
8 x 2					8.011	11.869	15.620	22.370	
8 x 3						13.100	17.320	24.930	
8 x 4						14.247	19.020	27.480	
8 x 6						16.793	22.420	32.580	42.050
10 x 2						14.247	19.020	27.480	
10 x 4						16.793	22.420	32.580	
10 x 6							25.820	37.690	48.850
12 x 4						19.630	25.820	37.690	
12 x 6							29.230	42.790	55.660
Outside Dimension mm X x Y	Outside Dimension Inches Reference)	Wall Thickness Inches / Millimeters							
		0.039 1.00	0.047 1.20	0.059 1.50	0.079 2.00	0.118 3.00	0.157 4.00		
25 x 15	.984 x .591	.403	.484						
30 x 20	1.181 x .787		.611	.753					
40 x 20	1.575 x .787		.739	.914	1.196				
40 x 30	1.575 x 1.181		.867	1.068	1.404				
50 x 20	1.969 x .787		.867	1.068	1.404				
50 x 25	1.969 x .984		.927	1.149	1.512				
50 x 30	1.969 x 1.181		.995	1.230	1.619				
60 x 20	2.362 x .787		.995	1.230	1.619				
60 x 30	2.362 x 1.181		1.122	1.391	1.834				
60 x 40	2.362 x 1.575		1.250	1.552	2.050				
70 x 40	2.756 x 1.575		1.378	1.714	2.258	3.326			
80 x 40	3.150 x 1.575			1.868	2.473	3.642			
80 x 60	3.150 x 2.362			2.191	2.896	4.287			
100 x 40	3.937 x 1.575			2.191	2.896	4.287			
100 x 50	3.937 x 1.969			2.352	3.111	4.603	6.054		
100 x 60	3.937 x 2.362			2.513	3.326	4.926	6.478		
100 x 80	3.937 x 3.150				3.750	5.564	7.331		
120 x 60	4.724 x 2.362				3.750	5.564	7.331		
120 x 80	4.724 x 3.150				4.180	6.202	8.185		